



DECOR

QATAR



SANIPEXGROUP

ELEVATE EVERY SPACE WITH TILES & SLABS DECOR



From nature-inspired prints to contemporary patterns, our decorative tiles and slabs collections designed to bring timeless elegance to any environment.

Decors available from expansive slabs to meticulously crafted small-format tiles, each offers limitless possibilities for personalizing your spaces, transforming every room into work of art, bringing life by adding colours and textures.

Each product is precision-engineered by leading European manufacturers, ensuring unmatched quality and durability. Whether for indoor or outdoor use, every tile is designed to seamlessly complement the wider bathroom and kitchen ranges, delivering effortless style and lasting impact. A beauty and function in one.

CONTENTS

SLABS	04
TILES	18
SMALL FORMAT	48
SLAB FABRICATION FACILITY	66
CUTTING & CUSTOMIZATION	68
TECHNICAL INFORMATION	72



The background of the page is a soft, watercolor-style illustration of leaves. The leaves are rendered in various shades of light blue, pale yellow, and muted green, creating a delicate and airy atmosphere. The leaves are scattered across the page, with some appearing more prominent than others, giving a sense of depth and movement. The overall color palette is cool and natural, evoking a sense of calm and organic beauty.

SLABS

Croatia	06
Color Mood Maxxi	10
Ylico Maxxi	14





Croatia



Rondini
280 x 120 cm

Matt

Rectified
One Slab - 3.36 M²

≡ 0.6 cm

QAR PC
7290.00

CDO-92786-RON

RECOMMENDED COMBINATION:

CROATIA
AVORIO



CROATIA
BEIGE



CROATIA
GRIGIO



SLABS



Croatia

Tellas Nero
280 x 120 cm

Matt

Rectified
One Slab - 3.36 M²

0.6 cm

CDO-0094670-TEL



QAR PC
2550.00

RECOMMENDED COMBINATION:

CROATIA
AVORIO



CROATIA
BEIGE



CROATIA
GRIGIO



Different Faces



NOTE :

A-Frame/Crate charges apply, MOQ - 1 Slab
Produced in multiple faces, **SUPPLIED RANDOMLY**






SLABS



Color Mood Flowery Field Decor



Color Mood Maxxi



Flowery Field
278 x 120 cm

Matt

Rectified
One Slab - 3.34 M²

≡ 0.6 cm

QAR M²

FAP-FRY1-120X278-FFI

530.00

Different Faces



NOTE :

A-Frame/Crate charges apply, MOQ - 1 Slab
Produced in multiple faces, **SUPPLIED RANDOMLY**

SLABS



Color Mood Maxxi



Green Trees
278 x 120 cm

Matt

Rectified
One Slab - 3.34 M²

✂ 0.6 cm

QAR M²

FAP-FRYJ-MAXXI-GTR

530.00

RECOMMENDED COMBINATION:

YLICO MAXXI
LIGHT



YLICO MAXXI
SAND




Different Faces



NOTE :

A-Frame/Crate charges apply, MOQ - 1 Slab
Produced in multiple faces, **SUPPLIED RANDOMLY**



 Color Mood Green Trees Decor



Color Mood Maxxi



Tropical Blue
278 x 120 cm

Matt
Rectified
One Slab - 3.34 M²

0.6 cm

QAR M²

FAP-FRYK-120X278-TBL 530.00



Color Mood Tropical Blue Decor

SLABS



Ylico Maxxi

Flower Falls
278 x 120 cm

Matt

Rectified
One Slab - 3.34 M²

✂ 0.6 cm



QAR M²

FAP-FQWL-MAXXI-FFA

530.00

RECOMMENDED COMBINATION:

YLICO MAXXI
SAND



Different Faces



NOTE :

A-Frame/Crate charges apply, MOQ - 1 Slab
Produced in multiple faces, **SUPPLIED RANDOMLY**



 Color Mood Flower Falls Decor



Ylico Maxxi



Stripes
278 x 120 cm
Matt
Rectified
One Slab - 3.34 M²

0.6 cm


QAR M²

FAP-FQWM-MAXXI-STR 530.00

RECOMMENDED COMBINATION:

YLICO MAXXI
LIGHT



Ylico Maxxi Stripes Decor 

SLABS



Ylico Maxxi

Wood Fog
278 x 120 cm

Matt

Rectified
One Slab - 3.34 M²

✂ 0.6 cm



QAR M²

FAP-FQWO-MAXXI-WFO 530.00

RECOMMENDED COMBINATION:

YLICO MAXXI
TAUPE



Different Faces




NOTE :

A-Frame/Crate charges apply, MOQ - 1 Slab
Produced in multiple faces, **SUPPLIED RANDOMLY**



 Ylico Maxxi Wood Fog Decor



Ylico Maxxi



Tropical Green
278 x 120 cm

Matt

Rectified
One Slab - 3.34 M²

0.6 cm

QAR M²

FAP-FQWN-MAXXI-TGN **530.00**

RECOMMENDED COMBINATION:

**YLICO MAXXI
LIGHT**




Different Faces



NOTE :

A-Frame/Crate charges apply, MOQ - 1 Slab
Produced in multiple faces, **SUPPLIED RANDOMLY**



Ylico Maxxi Tropical Green Decor 



TILES

Rebel	20
Spatula	22
Showall	24
Murals	30
Roma Stone	32
Bloom	34
Ylico	38
True Color	41
Lumina Sand Art	42
Deco&More	43
Lumina	46

TILES



Rebel

Stardust Cold
60 x 120 cm

Matt

Rectified
Slip Resistance: R10
Shade Variance: V2

0.95 cm

CEU-I20STACO

QAR M²
175.00

RECOMMENDED COMBINATION:

REBEL
WHITE



Rebel Stardust Cold



Rebel

Stardust Warm
60 x 120 cm

Matt

Rectified
Slip Resistance: R10
Shade Variance: V2

0.95 cm

CEU-I20STAWA

RECOMMENDED COMBINATION:

REBEL
WHITE



REBEL
BONE




REBEL
OLIVE



QAR M²
175.00



Rebel Stardust Warm 

TILES



Spatula


Decor Victorian Orange

60 x 120 cm

Matt

Rectified

Slip Resistance: R10

 0.95 cm

CEU-SPAVICOR

QAR M²

175.00

RECOMMENDED COMBINATION:

SPATULA
WHITE



SPATULA
BONE



Spatula Decor Victorian Orange



Spatula

Decor Victorian Blue
60 x 120 cm

Matt

Rectified
Slip Resistance: R10

0.95 cm

CEU-SPAVICBL

QAR M²
175.00

RECOMMENDED COMBINATION:

SPATULA
WHITE



SPATULA
GREY



Spatula Decor Victorian Blue

TILES



Showall

Amazonia Blu Mix
60 x 120 cm

Matt
Rectified
Slip Resistance: V2


 0.95 cm

CIR-1074004-S

QAR SET
2700.00





Showall Amazonia Blu Mix Decor 


TILES



Showall

Monkey Decor
60 x 120 cm

Matt
Rectified
Shade Variance:V2


 0.95 cm

CIR-I070301

QAR SET
2090.00





Showall Monkey Decor 

TILES



Showall

Spring Decor
60 x 120 cm

Matt

Rectified
Shade Variance:V2

1 cm

QAR PC


945.00

CIR-1069827



Showall Spring Decor



Showall Spring Decor 

TILES



Murals

Iper Flower Corten Inserto Mix (3 pcs)

80 x 160 cm

Matt

Rectified

≡ 0.85 cm

QAR SET

FAP-FQND-160X240-IFC

10960.00

RECOMMENDED COMBINATION:

SHEER
CORTEN





Murals Iper Flower Corten Inserto 

TILES



Roma Stone

Tropical Intarsi

80 x 160 cm

Matt

Rectified

 0.85 cm

QAR M²

FAP-FQVQ-80X160-TIN 375.00



RECOMMENDED COMBINATION:

ROMA STONE
CALACATTA ORO



ROMA STONE
CALACATTA ORO




ROMA STONE
PIETRA BROWN



ROMA STONE
PIETRA BEIGE



 Roma Stone Tropical Intarsi



Roma Stone Tropical Intarsi 


TILES



Bloom

Jungle Inserto (4 Pcs)
80 x 160 cm

Matt
Rectified

 0.85 cm

FAP-FPAE-160X320-JU

QAR SET
10995.00

RECOMMENDED COMBINATION:

SHEER
WHITE



Bloom

Jungle Inserto (3 Pcs)
80 x 160 cm

Matt
Rectified

 0.85 cm

FAP-FOXP-160X240-JU


QAR SET
8230.00

RECOMMENDED COMBINATION:

SHEER
WHITE





Bloom Jungle Inserto Decor 

TILES



Bloom

Star White
80 x 160 cm

Matt

Rectified
Shade Variance: V1

0.85 cm


QAR M²

FAP-FOXM-80X160-WH 365.00

RECOMMENDED COMBINATION:


SHEER
WHITE



 Bloom Star White



Bloom

Print White
 80 x 160 cm
Matt
 Rectified
 Shade Variance:VI
 0.85 cm

QAR M²
 365.00


FAP-FRFK-80X160-WH




RECOMMENDED COMBINATION:

SHEER
 WHITE



Bloom Print White 

TILES



Ylico

Petals
50 x 120 cm
Matt
Rectified

± 0.85 cm

RECOMMENDED COMBINATION:

YLICO
LIGHT



FAP-FQWF-50X120-PET

QAR M²
300.00



 Ylico Petals



Ylico
 Damasc
 50 x 120 cm
Matt
 Rectified

RECOMMENDED COMBINATION:

YLICO
 TAUPE




≅ 0.85 cm

QAR M²

FAP-FQWD-50X120-DAM 300.00



Ylico Damasc 

TILES



Ylico

Peony Inserto (5 pcs)
50 x 120 cm

Matt
Rectified

± 0.85 cm


FAP-FRCR-120X250-PEO

QAR SET
5000.00

RECOMMENDED COMBINATION:

YLICO
TAUPE



 Ylico Peony Decor



True Color

Wind Flower
50 x 120 cm
Matt
Rectified
Shade Variance: V1

± 0.85 cm

RECOMMENDED COMBINATION:

TRUE COLOR
GROOVE JADE



TRUE COLOR
GREY



QAR M²

FAP-FTFD-50X120-WIFL

315.00



True Color Wind Flower 

TILES



Lumina Sand Art

Blossom White
50 x 120 cm
Matt
Rectified



0.85 cm

QAR M²
275.00

FAP-FPK6-50X120-BLO

RECOMMENDED COMBINATION:

LUMINA SAND ART
WHITE



LUMINA SAND ART
STRIPES WHITE



 Sand Art Blossom White



Deco&More

Tropical Jungle
30.5 x 91.5 cm

Matt
Rectified

✂ 0.85 cm

FAP-FRCN-30X91-TJU



RECOMMENDED COMBINATION:

LUMINA STONE
LIGHT




LUMINA STONE
SUPER WHITE



QAR M²

300.00



Deco&More Tropical Jungle 



TILES



Deco&More



Flower Blue
30.5 x 91.5 cm


Matt
Rectified

✂ 0.85 cm

QAR M²
300.00

FAP-FRCK-30X91-FBL



 Deco&More Flower Blue



Deco&More

Texture Seaside
30.5 x 91.5 cm
Matt
Rectified



✂ 0.85 cm


QAR M²
300.00

FAP-FRCM-30X91-TSS

RECOMMENDED COMBINATION:

LUMINA STONE
WHITE



Deco&More Texture Seaside 

TILES



Lumina Stone



Flower Beige
30.5 x 91.5 cm

Matt

Rectified

Shade Variance: V1

± 0.85 cm

QAR M²

230.00

FAP-FOIR-30X91-BG

RECOMMENDED COMBINATION:


LUMINA STONE
BEIGE



LUMINA STONE
EDGE BEIGE



Lumina Stone Flower Beige



Lumina

Flower White
30.5 x 91.5 cm

Matt

Rectified
Shade Variance: V1

✂ 0.85 cm




QAR M²
230.00

FAP-FOL0-30X91-WH

RECOMMENDED COMBINATION:

LUMINA
SUPER WHITE



Lumina Flower White 



SMALL FORMAT

Mystique	50
New Orleans	54
Valdorca	55
Havana	56
Kintsugi	57
Cementine Shiny	58
Laura Ashley	62

SMALL FORMAT



Mystique

Sintra
20.5 x 20.5 cm

Matt


Non-Rectified
Slip Resistance: R10
Shade Variance: V2

± 1 cm

QAR M²
215.00

BDT-MYSDEI0



 Mystique Sintra Decor



Mystique

Braga
20.5 x 20.5 cm

Matt


Non-Rectified
Slip Resistance: R10
Shade Variance: V2

± 1 cm


QAR M²
215.00

BDT-MYSDEC2



Mystique Braga Decor 

SMALL FORMAT



Mystique

Almada
20.5 x 20.5 cm

Matt

Non-Rectified
Slip Resistance: R10
Shade Variance: V2


± 1 cm

QAR M²

215.00

BDT-MYSDECI



 Mystique Almada Decor



Mystique


Porto
20.5 x 20.5 cm
Matt
Non-Rectified
Slip Resistance: R10
Shade Variance: V2

1 cm

QAR M²
215.00

BDT-MYSDEC9



Mystique Porto Decor 

SMALL FORMAT



New Orleans

Mardi Gras Decor

20 x 20 cm

Matt

Non-Rectified

Slip Resistance: R10

Shade Variance: V4

⊞ 1.05 cm

CIR-1049655




QAR PC

100.00



New Orleans Mardi Gras



Valdorcía

Retro Matt
20 x 20 cm
Matt
Non-Rectified
Slip Resistance: R10
Shade Variance: V3
± 0.9 cm

CDO-92601-RET




QAR M²
230.00

RECOMMENDED COMBINATION:

VALDORCIA
COTTO



Valdorcía Retro 

SMALL FORMAT



Havana

Finca Vigia Decor Mix
20 x 20 cm

Matt

Non-Rectified
Slip Resistance: R10
Shade Variance: V4

1 cm


CIR-1052973



QAR M²
200.00



Havana Finca Vigia



Kintsugi

Japan White
20.13 x 20.13 cm
Polished
Rectified
Shade Variance: V2

 1 cm


QAR M²
320.00

FIO-KTJA20I-WH




WALL FLOOR



Kintsugi Japan White 

SMALL FORMAT



Cementine Shiny


Shiny_1
20 x 20 cm
Polished
Rectified

1 cm

QAR M²
320.00

FIO-CSH20DI



 Cementine Shiny_1 Decor



Cementine Shiny

Shiny_2
20 x 20 cm
Polished
Rectified


 1 cm

FIO-CSH20D2

QAR M²
320.00

 
WALL FLOOR



Cementine Shiny_2 Decor 

SMALL FORMAT



Cementine Shiny

Shiny_3
20 x 20 mm
Polished
Rectified


1 cm


FIO-CSH20D3



QAR M²
320.00



 Cementine Shiny_3 Decor



Cementine Shiny


Shiny_4
20 x 20 cm
Polished
Rectified

 1 cm

FIO-CSH20D4

QAR M²
320.00



Cementine Shiny_4 Decor 

SMALL FORMAT



Laura Ashley


Wicker Steel

30 x 30 cm

Matt

Non-Rectified

Shade Variance: V2

 0.83 cm

QAR M²

JOH-DA3030-LAWK2API3 270.00



WALL FLOOR



 Laura Ashley Wicker Steel



Laura Ashley

Wicker Twine

30 x 30 cm

Matt

Non-Rectified

Shade Variance: V2

 0.83 cm


QAR M²

JOH-DA3030-LAWK3API3 270.00



Laura Ashley Wicker Twine 

SMALL FORMAT



Laura Ashley


Wicker Eau De Nill

30 x 30 cm

Matt

Non-Rectified

Shade Variance: V2

 0.83 cm

QAR M²

JOH-DA3030-LAWKIAP13 270.00



WALL FLOOR



Laura Ashley Wicker Eau De Nill



Laura Ashley


Mr. Jones Seaspray

30 x 30 cm

Matt

Non-Rectified

Shade Variance: V2

 0.83 cm


QAR M²

JOH-DA3030-LAMJIAP13 270.00



WALL FLOOR



Laura Ashley Mr. Jones Seaspray 

SLAB FABRICATION FACILITY







Our Slab Fabrication Facility contains state of the art equipment including three, 5 Axis water jet cutting machines, a skirting and profiling machine and several multi-blade cutting devices.

Additionally, it houses a full-service technical laboratory, installation workshop, research & development center for bathrooms and a dedicated customer showroom for manufactured slab products. Without a doubt, it is a unique facility in the market and takes the company’s capabilities and potential future opportunities to an exciting new level.

The facility will allow SANIPEX GROUP to accelerate the development of its slab product portfolio, offering new finishes, product types, categories and styles along with the ability to design and engineer customized solutions. In addition, SANIPEX will be able to offer a variety of value-added cutting services for tiles such as skirting, grooving, profiling and resizing.



CUTTING & CUSTOMIZATION



What We Do

We facilitate the precision cutting of porcelain stoneware tiles and slabs to exact specifications for a seamless fit before handover.

Our state-of-the-art Slab Fabrication Facility in Jebel Ali, Dubai, houses advanced machinery, including 5 Axis water jet cutting machines and a skirting and profiling machine. This setup offers endless, cost-effective design possibilities for the discerning client.

What We Offer

One-of-a-kind solutions tailored to your requirements are crafted by our in-house skilled artisans. To broaden the capabilities, we offer a range of value-added cutting services such as steps, skirting, custom mosaic cutting, grooving, profiling, and resizing.

With an extensive supply of luxury tiles and slabs readily available at our Jebel Ali warehouse, we guarantee a fast turnaround of custom solutions, from design selection to delivery.

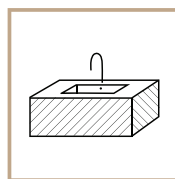
Turn Your Vision into Reality

Select your tile or slab of choice from our extensive collection, and our production team will assist in turning your vision into reality, delivered to suit your schedule.

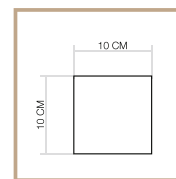
Whether you need precision-cut mosaic spa tiles, a custom outdoor kitchen, or a large quantity of elegant wash basins and countertops, count on our expert team to deliver tailor-made results that align with your creative vision.

Our Services

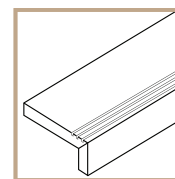
Bespoke Solutions expertly produced and cut by our new Slab Fabrication Facility. SANIPEX GROUP now offers new finishes, product types, categories and styles along with the ability to design and engineer customized cutting solutions.



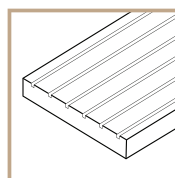
Bespoke Kitchen / Bathroom Counters



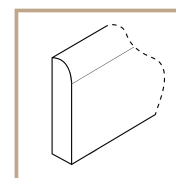
Cut-To-Size



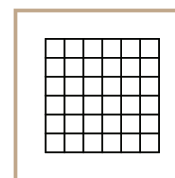
Steps



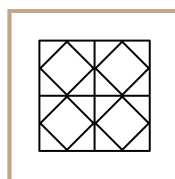
Grooving on Tiles



Skirtings




Mosaics



Bespoke Designs

TILES & MOSAICS




BESPOKE WATER-JET CUTTING



STEPS & SKIRTING



More customizable options available upon request





Advice On Laying, Grouting & Maintenance

IMPORTANT NOTE: TILES SHOULD BE LAID AND GROUTED ONLY BY PROFESSIONAL TILE LAYERS.

Tiling

Follow the simple rules below to guarantee perfect tiling results:

- 1) Check the floor slab is flat where the tiles are to be fitted.
- 2) Ensure that the tiles are correct as per its intended use before laying.
- 3) Dry lay the tiles, ensure intended lay-out will be achieved, mix if necessary by taking them from several boxes to achieve best results, before actual installation.
- 4) Use the correct adhesive and application tools, apply as per its manufacturer's recommendation.
- 5) For installing wall tiles, it is highly recommended to use class C2 adhesives, in compliance with the European standard EN 12004. Specifically, recommended is a white glue for non-slip ceramic covering materials.
- 6) For top-class results, add an elasticator, taking care to follow the manufacturer's instructions to the letter, and apply an even layer of glue on the underside of the tile. The thickness of the glue can be adjusted using the toothed side of the trowel.
- 7) Do not leave air pocket between substrate and the tiles.
- 8) Follow recommended joint for tiles.
- 9) Handle the tiles with care before and during tiling.

Grouting

Use matching grouts – follow recommended joint space. The tiler should strictly follow the grout manufacturer's instructions on application and cleaning.

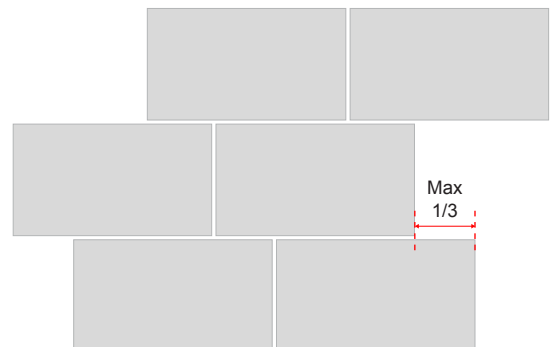
Cleaning

Use cleaning tools that are perfectly clean themselves. Always rinse off surfaces. Use clean water alone if the surface is washed frequently.

Recommended Joints:

Rectified (Outdoor)	3-5 mm approx.
Non-Rectified (Outdoor)	5-6 mm approx.
Rectified (Indoor)	Minimum 2 mm
Non-Rectified (Indoor)	3-4 mm approx.
Hexagon or similar shapes	3-5 mm approx.
Modular pattern (Mix of sizes)	3-5 mm approx.

For tiles more than 30 cm width, with a lengthwise tiling layout, maximum 1/3 offset between panels.



Applying The Adhesive

The adhesive needs to be spread in straight lines, parallel to the short side of the tile to make it easier to push the air out. The direction in which the adhesive is spread onto the substrate must be the same as the direction of the spreading on the back of the tile.




OK Correct application



OK Spreading on substrate and tile in same direction



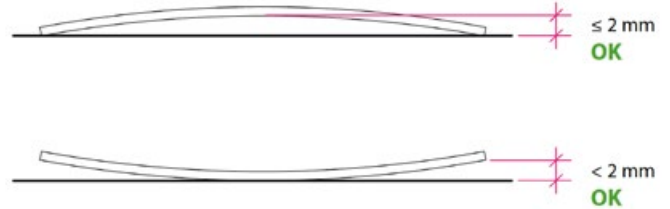

NO Incorrect application



NO Spreading on substrate perpendicular to spreading on tile

Levelling





An explanation on assessing surface flatness, checking flatness cannot be done with the tiles in vertical, inclined or cantilevered positions, but only as indicated by Standard EN 14411:2016: place a tile on a horizontal, stable surface, then place a straight-edge over the surface of the tile. If the maximum flatness deviation is equal to or less than 2 mm, the material is compliant with the standard. Levelling tools are also recommended to achieve great installation results.



After Installation Cleaning Guide Details

For washing after laying and for end-of-work cleaning: wet the surface well with water before washing. Then use Fila Deterdek Pro diluted at a ratio of 1:5 or 1:10 (1 litre of product in 5 or 10 litres of water). Apply the solution a few square metres at a time, then add, allow contact time of 5 minutes, then work with a single disc cleaner or large brush. Remove any residues using a cloth or liquid vacuum cleaner and rinse with abundant water. Should any stubborn dirt residues remain, repeat the wash with more concentrated solutions, and use the Fila Deterdek without any additional water.

Caution: Do not use Fila Deterdek Pro on polished marble or on any materials that are sensitive to acids. Before using on this material, carry out a test on a small surface area to check that it is actually resistant to the product. For items in aluminium, follow the instructions and use a soft sponge.



Dimensions Tolerance From Work Size Within 1 Batch					
Porcelain - Technical Specifications			Standards	Values Required	
				Non-Rectified	Rectified
Sizes Dimensions 	Length and Width		ISO 10545-2	±0,6%, max 2mm	±0,3%, max 1mm
	Thickness			±5%, max 0,5mm	±5%, max 0,5mm
	Wedging			±0,5%, max 2mm	±0,3%, max 1,5mm
	Straightness of the edges			±0,5%, max 1,5mm	±0,3%, max 0,8mm
	Flatness			±0,5%, max 2mm	±0,5%, max 2mm

Difference Between Nominal Tile Size & Work Tile Size (Caliber)

Nominal Tile Size

Used by manufacturers and retailers to indicate the **approximate size** for tiles, and is usually stated on the box, catalogues and websites.

Work Tile Size (Caliber)

The exact dimensions of each individual tile, measured from edge to edge and might differ from production batches. Moreover, this variation on sizes is within standard norm of tolerance.



Ceramic Specifications

- Indoor
- Wall
- Water Absorption 5 - 10%
- Softer and easier to cut



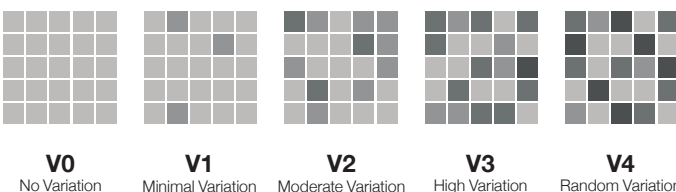
Porcelain Specifications

- Indoor & Outdoor
- Wall & Floor
- Water Absorption 0.1 - 0.5%
- Strong and impervious



V Shade

Nuances / Shade & Aspect Variation of tiles in the same collection

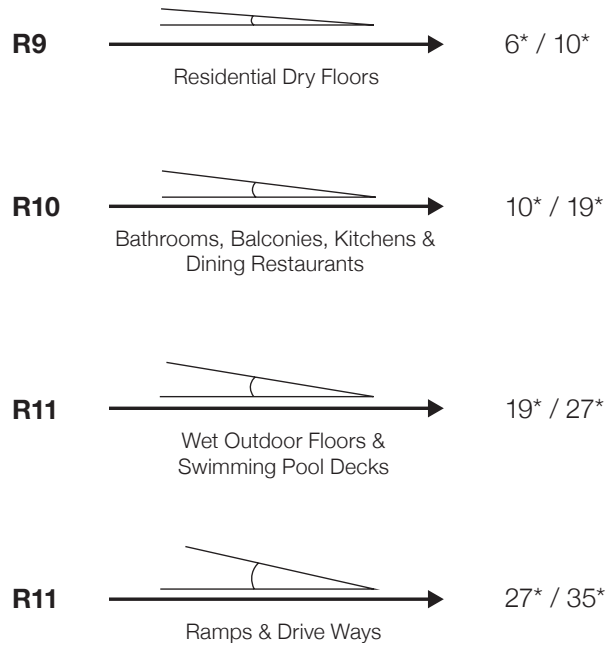


NOTE: FOR TECHNICAL DETAILS OF YOUR SELECTED TILES PLEASE CONTACT OUR SALES TEAM



What is R (non slip) rating?

International standard of ramp testing on resistance to slipping of tiles when exposed to different level of moisture



Terminology



Rectified

Tiles with straight edges, allows tiling arrangements with very narrow joints.



Calibre

It's the facial dimension (size) and is measured with a tool called a caliper. Using different caliber sizes results in a variation in grout joint widths.



Water Absorption

Measurement of how much moisture a tile is likely to absorb on on-going basis.



Stain Resistance

Method applicable to all working surfaces of tiles to determine their resistance to stains after 24 hours of applying a staining agent.

Porcelain Tiles - Application by Finishes



Matt (Soft, Natural, Unglazed)
 Wall: Indoor / Outdoor
 Floor: Indoor / Outdoor (Dry Area)
R-Rating: R9 - R10



Polished (Shiny, Glossy, Brillante, Levigato, Lux)
 Wall: Indoor / Outdoor
 Floor: Indoor (Dry Area)



Semi-Polished (Satin, Silk, Levigato-Matt)
 Wall: Indoor / Outdoor
 Floor: Indoor (Dry Area)



Grip (Structured, Bush-Hammered, Out)
 Wall: Indoor / Outdoor
 Floor: Indoor / Outdoor
R-Rating: R11 - R12

Tile Application Icons



Indoor Use



Outdoor Use



Indoor & Outdoor Use



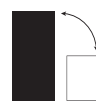
Floor Use



Wall Use



Wall & Floor Use



Vertical & Horizontal Use



DIGITAL PLATFORMS

WWW.SANIPEXGROUP.COM

INFO@SANIPEXGROUP.COM



@BAGNODESIGNQATAR
@SANIPEXGALLERYUAE



@BAGNODESIGNQATAR
@SANIPEXGALLERY



COMPANY/SANIPEXGROUP



/SANIPEXGROUP



DISCLAIMER

This brochure replaces the earlier brochure. | Prices & Product specifications are subject to change without prior notice. | Products are subject to availability. | Pictures are for representation only. | Actual product colours may differ. | Products do not come with accessories. | SANIPEX GROUP cannot be held responsible for any technical errors and reserves the right to make revisions without notice.

OUR SHOWROOMS

DUBAI

BAGNODESIGN

Jumeirah Beach Road, Umm Suqeim 1

+971 4 507 6000

info@sanipexgroup.com

SANIPEX GALLERY

Between Junction 2 & 3, Sheikh Zayed Road

+971 4 507 6000

info@sanipexgroup.com

BAGNODESIGN

Between Junction 2 & 3, Sheikh Zayed Road

+971 4 507 6000

info@sanipexgroup.com

SANIPEX GALLERY

Umm Suqeim Street

+971 4 718 1754

info@sanipexgroup.com

BAGNODESIGN

Umm Suqeim Street

+971 800 2782

info@sanipexgroup.com

BAGNODESIGN - Deira

Salahuddin Road

+971 4 239 7466

info@sanipexgroup.com

ABU DHABI

SANIPEX GALLERY

Waterfront Tower A, Al Zahiya St.

+971 2 585 9222

info@santpexgroup.com

BAGNODESIGN

Al Falah st.

+971 2 585 9759

info@sanipexgroup.com

SHARJAH

SANIPEX GALLERY

Maleha Road

+971 4 507 6000

info@sanipexgroup.com

RAS AL KHAIMAH

SANIPEX GALLERY

Sheikh Muhammad Bin Salem Road

+971 7 235 7809

info@sanipexgroup.com

AL AIN

BAGNODESIGN

Sanaiya

+971 3 766 3300

info@sanipexgroup.com

QATAR

BAGNODESIGN - DOHA

310 Airport Road, Bldg 332

+974 4 438 0200

info@bagnodesign.qa

FOR OVERSEAS & PROJECT ENQUIRIES

+971 4 507 6000

info@sanipexgroup.com

SANIPEXGROUP

WWW.SANIPEXGROUP.COM